

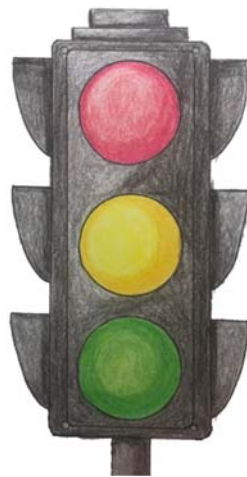
The 2022 Children and Youth Report

Traffic Safety Survey For The Child And The Youth In Tainan City With 71 Children As The Main Subjects

Convention on the Rights of the Child

Article 6 Item 2:

States Parties shall ensure children's survival and development to the maximum extent possible.



Tien-He Tsai

11th-grade student of

The Tainan Deguang Catholic Senior High School in Tainan City

February 10, 2022

Assisted by Children Education Association Concerns of Tainan

Non-disclosure

Table of Contents

I. Motivations	3
II. The Basis of the Convention on the Rights of the Child.....	3
III. Survey Methods	3
IV. Conclusions.....	5
V. My Suggestions to the Government.....	7
VI. Attachments: Questionnaire	8

Traffic Safety Survey For The Child And The Youth In Tainan City

With 71 Children As The Main Subjects

Tien-He Tsai

I. Motivations

I live nearby the Tainan Municipal Wenhua Elementary School in Guiren District. When I was in the first grade, my mother walked with me to and from the school every day till I reached 2nd grade. I started to practice walking to and from school by myself. It is very dangerous for a child to walk alone on the streets.

Although there are crossing guards available on the streets near the school, scooter drivers rush around and the parents' cars block the streets. The students who ride bicycles to and from school would have to pass between the cars. If they are not careful enough, they could bump into each other. Sometimes I walk on my own to the market near the school to buy something. The streets around the market do not have any pedestrian lane. Therefore, it is very dangerous for people to walk around the vehicles. I would like to speak for the children's traffic safety by this child and youth report.

II. The Basis of the Convention on the Rights of the Child

i. Convention on the Rights of the Child

Article 6 Item 2: States Parties shall ensure children's survival and development to the maximum extent possible.

III. Survey Methods

A total of 122 questionnaires were collected using an online survey to find out the traffic safety situations, according to the county and city of residence, age, gender and the commute way.

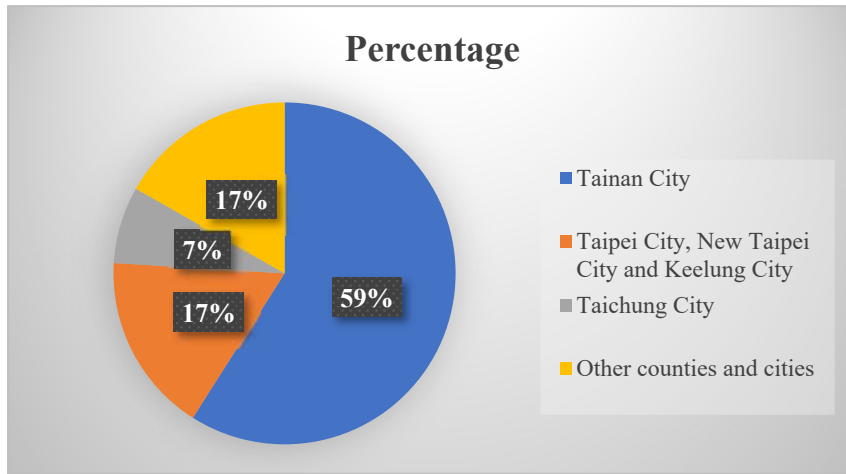
i. County or city of residence: (Unit: number of people)

Tainan City (71)

Taipei City, New Taipei City and Keelung City (21)

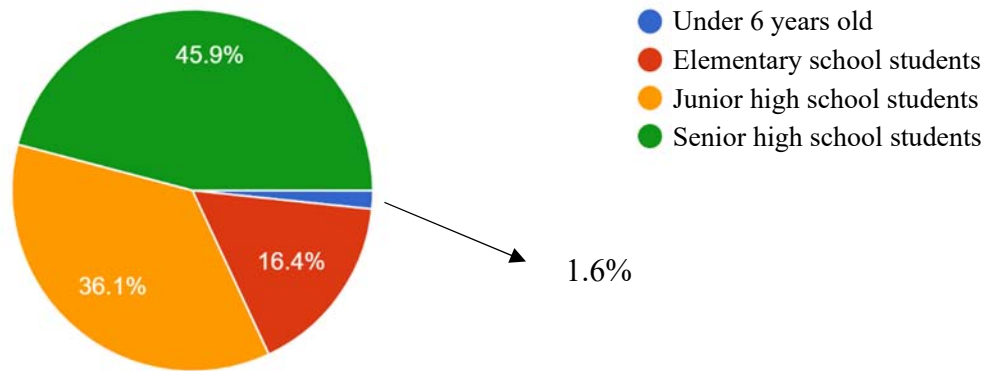
Taichung City (9)

Other counties and cities (21)



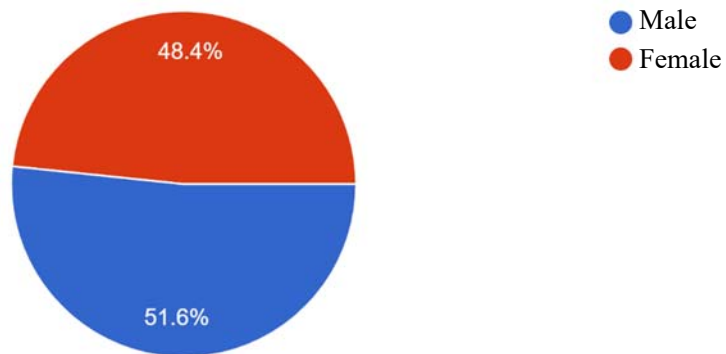
ii. Age: (Unit: number of people)

□ Under 6 years old (2) □ Elementary school student (20) □ Junior high school student (44) □ Senior high school student (56)



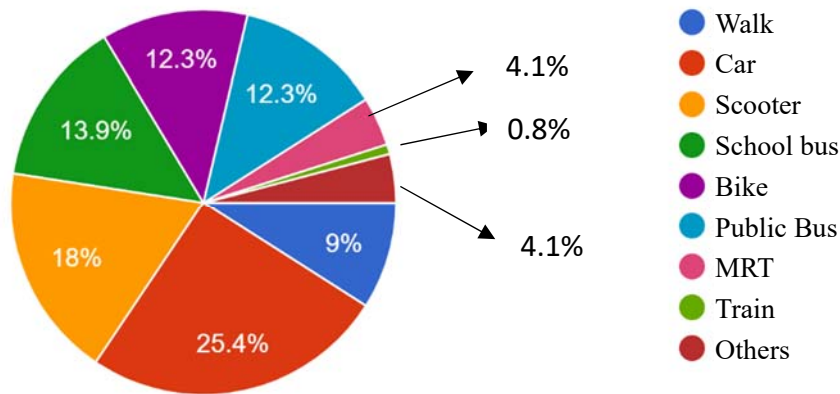
iii. Gender: (Unit: number of people)

□ Male (63) □ Female (59)



iv. The most common way to commute to school? (Unit: number of people)

- Walking (11) Car (31) Scooter (22) School bus (17) Bicycle (15) Public Bus (15)
- MRT (5) Train (1) Others (5)



IV. Conclusions

i. The survey data analyzed in the following table

Questionnaire Items	Tainan City	Taipei City, New Taipei City and Keelung City	Taichung City	Other counties and cities
Area Analysis				
Percentag				
Number of traffic accidents I had	63.38%	38.10%	77.78%	66.66%
I consider commutes unsafe	25.35%	33.34%	66.67%	42.86%
High-risk behavior I had before (excluding family members) I rode a scooter	09.85%	04.76%	11.11%	19.05%
High-risk behaviors I had before (excluding family members) I crossed the street	56.33%	38.09%	66.66%	66.66%
High-risk behaviors I had before (excluding family members) I did not make a two-step turn while	39.43%	09.52%	44.44%	42.86%

turning left on a scooter				
High-risk behaviors I had before (excluding family members) I played while crossing the street	22.53%	33.33%	22.22%	23.81%
High-risk behaviors I had before (excluding family members) I rode a scooter with two other people on it	25.35%	09.52%	44.44%	19.05%
High-risk behaviors I had before (excluding family members) I rode a bike with the other person on it	11.26%	14.28%	11.11%	14.29%
High-risk behaviors I had before (excluding family members) I looked at my cellphone while walking	47.89%	42.86%	44.44%	52.38%
High-risk behaviors I had before (excluding family members) I did not wear a safety helmet while riding	39.44%	09.52%	44.44%	19.05%
High-risk behaviors I had before (excluding family members) I ran a red light	29.57%	33.33%	33.33%	19.05%

As you can see from the table:

1. Overall, the highest percentage of children's traffic safety high-risk behaviors in Tainan City, Taichung City and other counties and cities was crossing the street (56.33% in Tainan City, 66.66% in Taichung City and 66.66% in other counties and cities). It is followed by looking at the cell phone while walking (47.89% in Tainan City, 44.44% in Taichung City and 52.38% in other counties and cities)
2. The highest percentage of children's traffic safety high-risk behaviors in Taipei City, New Taipei City and Keelung City was looking at the cell phone while walking (42.86), followed by crossing the street (38.09%)
3. Except for Taipei City, New Taipei City and Keelung City, the percentage of the child and the youth who had traffic accidents in other counties and cities was all above 60%, including Tainan City (63.38%), Taichung (77.78%), and other counties and cities (66.66%)
4. According to the survey, the most common traffic safety problems encountered among the child and the

youth were as follows. First, parking illegally (72.1%). Secondly, running red lights (65.6%). And thirdly, riding scooters without making a two-step turn while turning left (53.3%)

V. My Suggestions to the Government

59% of the respondents in this survey were from Tainan City, so we would make suggestions mainly for the Tainan City Government.

The casualties of the child and the youth traffic accidents increased in Tainan City from January to November 2021, compared to the same period of time in 2020, according to the latest information from the Quick-View Statistics on the Road Safety Information Network.

The traffic safety of the child and the youth should be taken seriously, because the casualties increased by 1.4% for those aged between 0 and 12 and the casualties increased by 6.8% for those aged between 13 and 17, compared to the same period of time in 2020, according to the traffic accident statistics of Tainan City from January to November 2021.

Table: Number of traffic accidents for the child and the youth reported in Tainan from January to November 2021 compared with the same period of the previous year (January to November 2020)

Statistics on the increase and decrease of the casualties

Age of the child and the youth	Casualty figures	Number of people increased compared to the previous year	Percentage of increase or decrease
Children (0 to 12 years old)	784 persons	+ 9 persons	+1.2%
Youth (13 to 17 years old)	1,451 persons	+ 92 persons	+6.8%
Source: Quick-View Statistics on Road Safety Information Network https://reurl.cc/xONq9N			

My suggestions are as follows:

A. The overall environment planning

1. The parking routes around the school should be distinguished.

It is necessary to assign an agent for the traffic in the temporary parking area near the school. And there should be parking space control during the pick-up and drop-off times.

2. Rules and regulations for driving (e.g. running red lights, scooters turning left without a two-step turn, or not yielding to pedestrians)

We should make more efforts to stop these illegal behaviors during peak hours and continue to advocate these rules to increase the public morality.

3. Sidewalk clearance

In the corridor, scooters and bicycles should be pulled along and parked properly, leaving a pedestrian path for two to walk through.

B. Traffic Safety Education for Individual Cognition

1. Crossing the street

To educate students in the schools through real stories and cases, it not only builds up proper traffic safety knowledge, but also increase the probability of obeying.

2. Walking inattentively (e.g. looking at cell phones, playing around)

Putting up signs to remind people, suggesting people to turn on the alert of "Watch the Road!" on their cell phones (available for both Android and IOS) or establishing a traffic light system which has voice for reminding with the image of the little green man.

3. Safety when riding the scooter

(1) Add a special lane for scooters to decrease the chances of collision between scooters and big vehicles.

(2) Increase public awareness for people who do not wear helmets and ride with two passengers on their scooters. And also promote the public ride-sharing services.

VI. Attachment: Questionnaire

i. County and City of Residence:

Tainan City

Taipei City, New Taipei City and Keelung City

Taichung City

Other counties and cities

- ii. Age:
 Under 6 years old Elementary school student Junior high school student Senior high school student
- iii. Gender:
 Male Female
- iv. The most common way to commute to school?
 Walking Car Scooter School bus Bicycle Public Bus MRT Train Others
- v. Did you have any traffic accident before?
 Yes No

What were the causes of the traffic accidents?

- Running a red light Crossing the road not through the crosswalk Turning left without the two-step turn Encountering a speedy scooter Riding with two passengers on a scooter Two people on a bike Not wearing a safety helmet Hitting by a car from behind
 Others _____

- vi. Did you feel safe on your way to and from school or on your way to cram school?
 Yes No

Why?

- Some people running a red light Some people crossing the road not through the crosswalk
 Some people turning left without the two-step turn Encountered a speedy scooter Driving in chaos Scooters and bikes parked illegally in the hallway Cars and scooter parked illegally
 Others _____

- vii. In the past six months, did you have any high-risk behavior on the road?

1. Did you run a red light?

- No 1 to 5 times 6 to 10 times More than 10 times

2. Did you ever ride a scooter?

- No 1 to 5 times 6 to 10 times More than 10 times

3. Did you ever crossed the street not through the crosswalk?

- No 1 to 5 times 6 to 10 times More than 10 times

4. Did you ever turn left without a two-step turn while riding a scooter?

- No 1 to 5 times 6 to 10 times More than 10 times

5. Did you ever play around when you cross the street?

No 1 to 5 times 6 to 10 times More than 10 times

6. Did you ever have two passengers on a single scooter?

No 1 to 5 times 6 to 10 times More than 10 times

7. Did you ride with the other people on a bike?

No 1 to 5 times 6 to 10 times More than 10 times

8. Did you look at your cellphone while walking?

No 1 to 5 times 6 to 10 times More than 10 times

9. Did you ever not wear a safety helmet while riding?

No 1 to 5 times 6 to 10 times More than 10 times

viii. What were the traffic safety problems that you think you encounter very often?

Someone ran a red light Someone made a right turn at a red light A scooter turned left without a two-step turn Someone parked the car illegally Scooter rode on the sidewalk Drunk driving Turning left without yielding to the oncoming car going straight ahead Others _____

ix. What would you do if you had a traffic accident?

Call 110 Make a settlement privately Run away Others _____

Contact Information:

- Children Education Association Concerns of Tainan
P. O. Box 50, Tainan Huweiliao, Tainan City, 701949, Taiwan (R.O.C.)
Email: parentcarechildren@gmail.com
- Contact Person: Shu-Chu Chou 0905787781 / 063316287